

No Child Left Behind

Federal law requires accountability in 37 areas of student achievement. A full report for our school can be found at


<http://reportcard.ospi.k12.wa.us>

The Yakima Valley Regional Library located at 5709 Summitview Avenue has computers available for public use.

Parents may request from the school principal information regarding the professional qualifications of their student's classroom teacher and paraprofessionals. During the past school year all core academic classes were taught by teachers who met the Federal Standard of "Highly Qualified."

All of the schools in West Valley work for continuous improvement.

At West Valley Junior High School, our goal is to have every student meet the state standard for their grade level in each academic area. Our staff works collaboratively to help students reach those goals.



The West Valley School District complies with all federal and state rules and regulations and does not discriminate on the basis of race, color, national origin, gender, or disability. This holds true for all students who are interested in participating in educational programs and/or extracurricular school activities. Inquiries regarding compliance and/or grievance procedures may be directed to the school district's Title IX/RCW 28A.640 officer and Section 504 ADA coordinator: John King, 8902 Zier Road, Yakima, WA 98908, (509) 972-6016.

This report fulfills the requirements of Federal and State Law CESEA Section III(h)(2) and RCW 28A.655.110

Non-Profit Org.
U.S. POSTAGE
PAID
Yakima, WA
Permit No. 88

West Valley Junior High School
1505 S. 75th Avenue
Yakima, WA 98908



WEST VALLEY SCHOOL DISTRICT



West valley Panthers


Annual School Performance Report 2010-11

West Valley Junior High staff highlight each year indicators of success and initiatives that we strive to improve on that has a positive learning impact for our students. The 2010-11 report is no different and presented to you with that in mind. This year we experienced a new building configuration with 7th and 8th grade students rather than 8th and 9th grade. It was a very positive transition. The building wide academic focus was in two major areas, mathematics and reading. The math staff utilized staff development opportunities to redesign mathematic lessons by delving closely into data that was generated through day-to-day teaching, as well as common assessments taken by our students throughout the year. We anticipate many positive returns in student learning with this teaching evaluation process. Reading, the second focus, looked at ways of intervening with our students with the goal to increase comprehension and fluency. Program and instructional materials will be implemented as we move into next year.

Middle Level STEM (Science, Technology, Engineering and Mathematics) which is part of CTE (Career and Technical Education) courses was developed and approved for teaching at West Valley Junior High. The courses will be implemented during the 2011-12 school year, and we look forward to reporting more in future Annual Performance Reports. The four course offerings are as follows: Science for all 7th and 8th grade students will be presented with emphasis in Human Body Systems (7th) and Green Sustainable Technology and Design (8th). Computer Essentials course will be taught to all 7th grade students and presents them with a solid grounding in basic skills with excel, word, keyboarding, and power point. Pre-Engineering offered to 7th and 8th students is a one semester elective that teaches basic drafting utilizing Google sketch and translating these drawings to simple projects working with a wood medium. Robotics is the 4th initiative in STEM and is offered to 7th and 8th and is a one semester elective. This course is designed to utilize high interest Lego Mindstream instructional materials with computer programming of the robot like creations. It strongly supports learning with the emphasis of STEM (Science, Technology, Engineering, and Mathematics).

A highlight for us was an increase of student participation in athletics and activities going from 76 percent last year to 86 percent this year. This translates to 658 students involved with our many programs offered throughout the school year. A final note is that all courses offered at WVJH will be presented through a semester system rather than a trimester format starting August, 2011.

Tom Schend, Principal



West Valley Junior High

2010-2011 Thomas Schend, Principal 1505 S. 75nd Avenue, Yakima WA 98908 (509) 972-5800

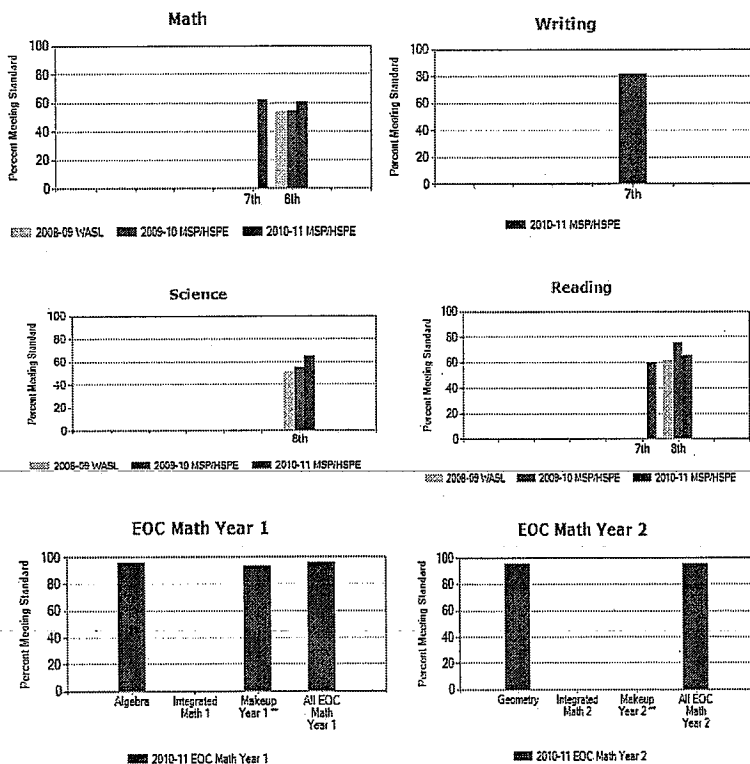
About Our School

The facilities of West Valley Junior High are utilized throughout the year for various district and community activities. The 22-acre campus is home to the main junior high school building, which includes the cafeteria, ASB office, auditorium, classrooms, library, manufacturing area, counseling center, district kitchen, and administrative offices. We have two (2) portables, each with two classrooms. Our gymnasium is a separate building that is adjacent to dedicated football, softball and track fields.

Our Mission

The mission of West Valley Junior High, as a unified effort of families, staff and community, is to provide educational experiences in a safe environment where students' career opportunities and intellectual, physical, creative, and social abilities are developed by emphasizing quality work fostering personal responsibility, and promoting life-long learning.

Student Achievement Trends

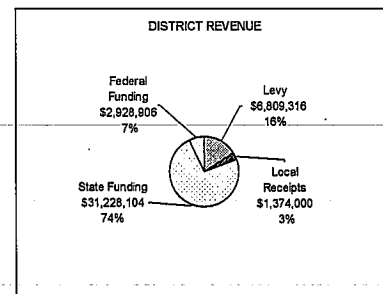


Demographics

Students	School	District
Enrollment		
October 2010 Student Count	773	4,959
May 2011 Student Count	772	4,918
Gender		
Male	49.9%	52.8%
Female	50.1%	47.2%
Ethnicity		
American Indian or Alaskan Native	1.0%	0.9%
Asian	1.9%	2.2%
Asian/Pacific Islander	1.9%	2.2%
Black	1.6%	1.2%
Hispanic	18.0%	20.9%
White	75.2%	73.1%
Special Programs (% of total enrollment)		
Free or Reduced Lunch (May 2011)	38.0%	38.9%
Special Education (May 2011)	10.0%	13.7%
Transitional Bilingual (May 2011)	0.8%	2.8%
Migrant (May 2011)	0.9%	1.5%
Staff		
Classroom Teachers	36	252
Average Years of Teacher Experience	10.2	12.7
Certificated Staff with Master's Degree	58.3%	65.9%
Achievement Factors		
Parent Participation in Registration	88%	
Unexcused Absences	0.8%	
Learning Environment		
Students Participating in Activities	86%	
Student Suspensions	39	
Annual Dropout Rate (2009-2010)	2.9%	
Weapons Incidents	2	

Financial Resources

With the support of our Community, the two-year maintenance and operation levy that was approved by the voters in 2010 is able to provide many essential services that are not funded by the State. In addition, local levy funds provide enhanced instructional programs and additional curriculum materials for students. The levy represents 16% of the District's revenue, while the State provides 74% and the federal government provides 7%. The remaining 3% is generated from local receipts.



Per Pupil District Expenditure: \$9,209
 2011-12 District Budget: \$43,476,219
 Levy 2012: \$6,900,000